



DZX2-32NL系列漏电断路器

DZX2-32NL Range Leakage Circuit Breakers

一、用途 APPLICATION

DZX2-32NL系列漏电断路器适用于交流50Hz，额定电压220V，额定电流32A及以下的电路中，提供高水平的对地泄漏电流保护。同时，可提供过载和短路保护。对下列情况提供保护：

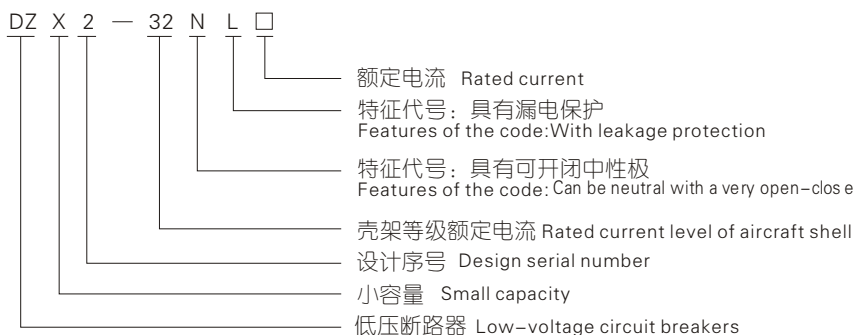
DZX2-32NL range residual current circuit-breaker are suitable for using in circuit of AC 50Hz, rated voltage is 220V, rated current up to 32A and below to supply the high-level residual current protection, over-load and short-circuit protection. To supply the protections for the following situations:

- △ 对间接触电提供保护。
Leakage protection against personnel indirect electroshock.
- △ 对直接接触电提供保护。
Leakage protection against personnel direct electroshock.
- △ 对因电器设备的绝缘故障引起的对地泄露电流提供保护。
Leakage protection against equipment insulation failure.

二、结构特点 STRUCTURE FEATUR

- 产品体积小，重量轻，分断能力高，宽度仅36mm，具有高水平的对地泄漏电流保护组件，同时具有一个保护极和一个可开闭中性极。
The breakers have the following characteristics: compact size, light weight, high breaking capacity, wide only 36mm, it have a high-level residual current protection part and a protection pole and a open-close neutrality pole.
- 产品符合IEC61009，GB16917等标准。
The products comply with the demands of the following standards: IEC61009、GB16917.

三、型号及其含义 TYPE AND MEANS



四、工作条件及安装条件

WORKING AND INSTALLATION CONDITION

- △ 环境温度：-5℃ ~ +40℃，且24h内的平均温度不超过+35℃；
Environment temperature : -5℃ ~ +40℃, the average hours of temperature exceeding +35℃ during 24 hours.
- △ 海拔高度：不超过2000m；levation: ≤2000m
- 环境条件 Environment condition:
- △ 应无引起爆炸危险的介质，也无腐蚀和破坏绝缘的有害气体和导电尘埃；
There must be not any explosive medium and there must be not any gas

which would corrode metal or any conducting dust which would destroy the insulation.

- △ 安装场所的外磁场，任何方向均不应超过地磁场的5倍；
The location of the installation of any external magnetic field in the direction of the geomagnetic field should not exceed 5 time
- △ 应安装和使用在无明显冲击和振动的地方；
Products should be used in no significant impact and vibration place.
- △ 安装类别：III；Installing categories: Class III
- △ 安装条件：采用35mm标准卡轨安装，安装面与垂直面的倾斜度不大于5°。
Installing condition: mounted by 35mm standard rail track. The tilt gradient between installation face and vertical face should $\leq 5^\circ$

五、主要技术参数 MAIN TECHNICAL PARAMETERS

基本参数 Basic technical parameters

额定电压 (V) Rated operating voltage	极数 pole	壳架等级 额定电流 (A) Frame rated current	额定电流 (A) Rated Operating current	额定漏电动作电流 (mA) Rated residual working current	额定漏电不动作电流 (mA) Rated residual non-work ing current	额定漏电分断时间t Rated residual breaking time	分断能力 (A) Breaking capacity
220	1P+N	32	6, 10, 16, 20, 25, 32	30	15	$t \leq 0.1s$	4500

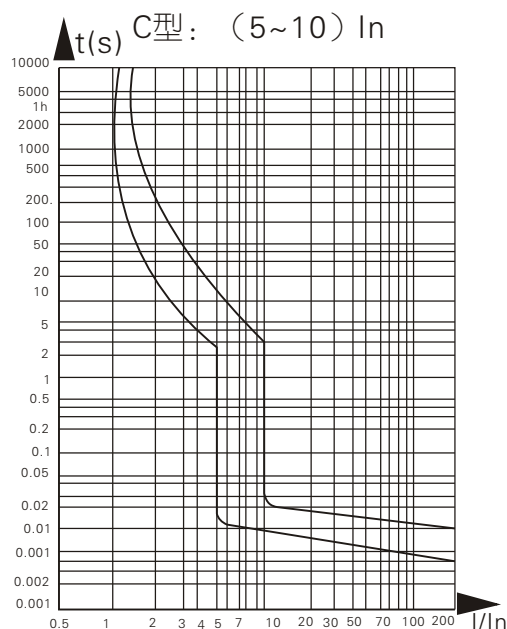
过电流脱扣特性表 Over-current instantaneous action

试验电流 (A) Testing current	额定电流 (A) Rated current	规定时间 Order time	预期结构 Expectancy ending	起始状态 Initial state	基准温度 Benchmark temperature	备注 remark
1.13In	所有电流规格 All current	$t \leq 1h$	不脱扣	冷态 Cold state	30°C	
1.45In	所有电流规格 All current	$t < 1h$	脱扣	冷态 Cold state		电流在5S内平稳地上升至1.45In Current steady up to provide math in 5s
2.55In	所有电流规格 All current	$1s < t < 60s$	脱扣	冷态 Cold state		
5In	所有电流规格 All current	0.1s内	不脱扣	冷态 Cold state		闭合辅助开关接通电流 Closed auxiliary switch connected to current
10In	所有电流规格 All current	0.1s内	脱扣	冷态 Cold state		

注：DZX2-32NL漏电断路器内的滤波装置，能防止瞬间电压（照明及其它设备的线路干扰）和瞬间电流（如较大的容性负载线路）引起的误动作。

Note: Leakage circuit breakers inside the filtering device, to prevent the instantaneous voltage (lighting and other equipment interfere with the line) and the current moment (such as large capacitive load line) caused by malfunction.

动作特性曲线 Action feature curves



■ 特殊规格漏电断路器

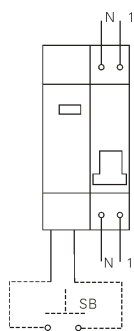
Special character residual current circuit-breaker

- △ 用户可根据需要特殊订制带分励脱扣功能的漏电断路器DZX2-32NL/FL和带过电压保护功能的漏电断路器DZX2-32NL/GY。

Users can be special ordered with separation at the release function DZX2-32NL/FL leakage circuit breakers and over-voltage protection with the leakage circuit breakers DZX2-32NL/GY.

- △ DZX2-32NL/FL除具有过载、短路保护、漏电保护功能外，还具有分励脱扣功能，其接线图如下：

DZX2-32NL/FL addition to overload, short circuit protection, leakage protection, but also has separation function. The products wiring picture as follow:



■ 注(Note):

- △ 图中虚线所示需由用户外接，以实现分励脱扣功能；

The picture shown in dotted line by external users in order to achieve separation function.

- △ 用户无需给分励脱扣器外接电源。Users need not to release an external power supply for separation.

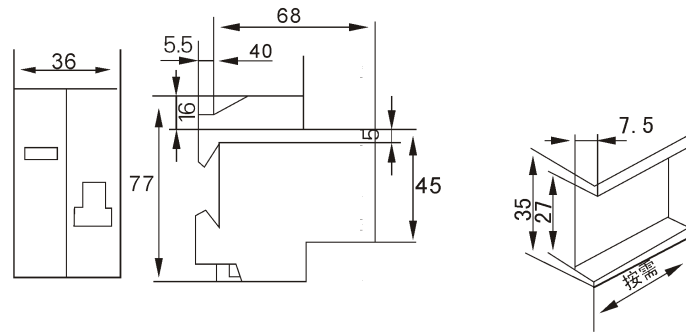
- △ DZX2-32NL/GY除具有过载、短路、漏电保护功能外，还具有过电压保护功能。当电源电压上升到 $280V \pm 5\%$ 时，断路器脱扣，实现线路的过电压保护功能。

DZX2-32NL/GY addition to overload, short circuit, leakage protection, but also with over-voltage protection. When the power supply voltage up to $280V \pm 5\%$.

- △ DZX2-32NL/GY断路器与普通的DZX2-32NL外部接线完全相同。
DZX2-32NL/GY circuit breaker with the common external wiring DZX2-32NL exactly the same.

六、外形及安装尺寸

OUTLINE DIMENSIONS AND MOUNTING DIMENSIONS



七、使用说明 OPERATING INSTRUCTION

- 漏电断路器结构决定了相线和N线不能接反，必须按端子标识接线。
Leakage circuit breakers in line with the structure of the decision and can not take anti-N line; the logo must be terminal connection
- 接线采用带夹头的接线端子，使用10mm²及以下的导线。
Chuck connection with the use of the terminals, the use of 10mm² and below the wire
- 接线端子必须紧固。 Terminal Blocks must fasten.
- 应用指南：Application Guide:
 - △ 每月按压一次试验按钮，检查漏电保护装置的動作。
Push a button to test each month to check leakage protection device action
 - △ 当漏电保护装置动作时，装置的正面有红色的机械指示。
When the action leakage protection device, the device has a red front of the machine instructions
 - △ 当重新闭合断路器时，保护装置自动复位。
When the circuit breaker to close, the protection device automatically reset.
 - △ 断路器不能对相线与N线之间的触电进行保护。
Circuit breaker can not be compared to the N line with the line between the electric shock protection.

八、订货须知 ORDER REMARK

- 用户订货必须明确断路器名称、型号、规格及数量。
Users need attention the entitle type, character and volume of breaker.
例如：DZX2-32NL 16A 漏电断路器 8台
Example: DZX2-32NL 16A Leakage Circuit Breakers 8 sets
- 特殊订制产品需写明型号DZX2-32NL/FL或DZX2-32NL/GY。
Specially customize products need attention the type: DZX2-32NL/FL or DZX2-32NL/GY.